

# CELP-IP-General Overview

---

Study Pack

CELP-IP 

# CELP-IP-General Overview

## Study Pack

*This package contains summaries of what was covered in the presentation as well as a number of useful resources which you may find handy during your test preparation.*

*At the end of this pack is a set of helpful links to everything you need.*

## Contents

|  |    |
|--|----|
| The CELPIP-General Test.....             | 3  |
| The CELPIP-General LS Test.....          | 4  |
| Writing – Performance Standards.....     | 5  |
| Writing Task 1 – Sample Response A.....  | 6  |
| Response – CELPIP Level 9:.....          | 6  |
| Writing Task 1 – Sample Response B ..... | 8  |
| Response – CELPIP Level 12: .....        | 8  |
| Speaking – Performance Standards.....    | 10 |
| Speaking Task 1 – Sample Response .....  | 11 |
| Transcript – CELPIP Level 5: .....       | 11 |
| Speaking Task 3 – Sample Response .....  | 12 |
| Transcript – CELPIP Level 8:.....        | 12 |
| Summary – Listening .....                | 13 |
| Summary – Reading .....                  | 14 |
| Summary – Writing .....                  | 15 |
| Summary – Speaking .....                 | 16 |
| Study Materials – Free .....             | 17 |
| Study Materials – Online Store .....     | 18 |
| Contact information .....                | 20 |
| Helpful CELPIP Links.....                | 21 |

# The CELPIP-General Test

| Test Component | Component Sections                             | Number of Questions | Timing        |
|----------------|--|---------------------|---------------|
| Listening      | Part 1: Listening to Problem Solving           | 8                   | 46-55 minutes |
|                | Part 2: Listening to a Daily Life Conversation | 5                   |               |
|                | Part 3: Listening for Information              | 6                   |               |
|                | Part 4: Listening to a News Item               | 5                   |               |
|                | Part 5: Listening to a Discussion              | 8                   |               |
|                | Part 6: Listening for Viewpoints               | 6                   |               |
|                | Unscored Items*                                |                     |               |
| Reading        | Part 1: Reading Correspondence                 | 11                  | 43-56 minutes |
|                | Part 2: Reading to Apply a Diagram             | 8                   |               |
|                | Part 3: Reading for Information                | 9                   |               |
|                | Part 4: Reading for Viewpoints                 | 10                  |               |
|                | Unscored Items*                                |                     |               |
| Writing        | Task 1: Writing an Email                       | 1                   | 53 minutes    |
|                | Task 2: Responding to Survey Questions         | 1                   |               |
| Speaking       | Task 1: Giving Advice                          | 1                   | 15 minutes    |
|                | Task 2: Talking about a Personal Experience    | 1                   |               |
|                | Task 3: Describing a Scene                     | 1                   |               |
|                | Task 4: Making Predictions                     | 1                   |               |
|                | Task 5: Comparing and Persuading               | 1                   |               |
|                | Task 6: Dealing with a Difficult Situation     | 1                   |               |
|                | Task 7: Expressing Opinions                    | 1                   |               |
|                | Task 8: Describing an Unusual Situation        | 1                   |               |

\*Unscored Items: The Listening and Reading Tests may contain unscored items used for test development. These unscored items can be found anywhere within each test and will have the same format as one of the other parts of each test. You will not know which part of the test contains the unscored items.

# The CELPIP-General LS Test

| Test Component   | Component Sections                             | Number of Questions | Timing        |
|------------------|--|---------------------|---------------|
| <b>Listening</b> | Part 1: Listening to Problem Solving           | 8                   | 46-55 minutes |
|                  | Part 2: Listening to a Daily Life Conversation | 5                   |               |
|                  | Part 3: Listening for Information              | 6                   |               |
|                  | Part 4: Listening to a News Item               | 5                   |               |
|                  | Part 5: Listening to a Discussion              | 8                   |               |
|                  | Part 6: Listening for Viewpoints               | 6                   |               |
|                  | Unscored Items*                                |                     |               |
| <b>Speaking</b>  | Task 1: Giving Advice                          | 1                   | 15 minutes    |
|                  | Task 2: Talking about a Personal Experience    | 1                   |               |
|                  | Task 3: Describing a Scene                     | 1                   |               |
|                  | Task 4: Making Predictions                     | 1                   |               |
|                  | Task 5: Comparing and Persuading               | 1                   |               |
|                  | Task 6: Dealing with a Difficult Situation     | 1                   |               |
|                  | Task 7: Expressing Opinions                    | 1                   |               |
|                  | Task 8: Describing an Unusual Situation        | 1                   |               |

\*Unscored Items: The Listening Test may contain unscored items used for test development. These unscored items can be found anywhere within the test and will have the same format as one of the other parts of the test. You will not know which part of the test contains the unscored items.

# Writing – Performance Standards

| CATEGORY          | IMPORTANT FACTORS  |
|-------------------|--|
| CONTENT/COHERENCE | <ul style="list-style-type: none"><li>✓ Number of ideas</li><li>✓ Quality of ideas</li><li>✓ Organization of ideas</li><li>✓ Examples and supporting details</li></ul>                     |
| VOCABULARY        | <ul style="list-style-type: none"><li>✓ Word choice</li><li>✓ Suitable use of words and phrases</li><li>✓ Range of words and phrases</li><li>✓ Precision and accuracy</li></ul>            |
| READABILITY       | <ul style="list-style-type: none"><li>✓ Format and paragraphing</li><li>✓ Connectors and transitions</li><li>✓ Grammar and sentence structure</li><li>✓ Spelling and punctuation</li></ul> |
| TASK FULFILLMENT  | <ul style="list-style-type: none"><li>✓ Relevance</li><li>✓ Completeness</li><li>✓ Tone</li><li>✓ Word count</li></ul>   |

## Writing Task 1 – Sample Response A

**Writing Task 1: Writing an Email** Time remaining: 27 minutes 0 seconds [NEXT](#)

**i Read the following information.**

You use the local public library several times every week. However, the library is closed on Sundays and Mondays. You think the library should be open every day.

**i Write an email to the chief librarian in about 150-200 words. Your email should do the following things:**

- Describe the importance of the library for you.
- Explain why the opening hours don't work for you.
- Suggest how people could use the library if it were open every day.

Type your response here.

4 words

### Response – CELPIP Level 9:

---

Dear Sir/Madam,

I am writing to you to question the current opening hours of the local public library. I am currently in university studying English and law so as you can imagine the local library is a great resource for me. Not only for the vast array of textbooks you carry but also as a quiet relaxing place to study. Currently the library closes on Sundays and Mondays. As a full time student with lectures Monday to Friday, these days are important to me because they are my only opportunity to study as i also have a part time job on Saturdays. As you yourself know having attended university to achieve your position, the local library is a very valuable resource for the local community. Just from discussing the current situation with some of the local residents, i have found that there is a great interest in having the library open seven days a week. I am looking forward to hearing your opinion on this matter.

Yours sincerely,

Larry

## Analysis

---

### Strengths:

- Clear purpose, supported with a range of ideas and details
- Many vocabulary words and phrases used accurately and appropriately (“to question,” “as you can imagine,” “vast array,” “my only opportunity,” “I have found”)
- Few grammatical errors; their impact on comprehension is minimal
- Appropriate tone for the context

### Weaknesses:

- Lack of paragraphing, very narrow range of transitions
- Readability is affected by numerous missing commas:
  - “As you yourself know [,]”
  - “I am currently studying English and law [,] so as you can imagine [,] . . .”
  - “. . . opportunity to study [,]”
- Some repetitive word choice (“current/ly” x 4, “local” x5)
- “As” used 5 times; somewhat repetitive sentence structure
- Third task is not addressed

## Writing Task 1 – Sample Response B

**Writing Task 1: Writing an Email** Time remaining: 27 minutes 0 seconds [NEXT](#)

**Read the following information.**

You use the local public library several times every week. However, the library is closed on Sundays and Mondays. You think the library should be open every day.

**Write an email to the chief librarian in about 150-200 words. Your email should do the following things:**

- Describe the importance of the library for you.
- Explain why the opening hours don't work for you.
- Suggest how people could use the library if it were open every day.

Type your response here.

4 words

### Response – CELPIP Level 12:

---

Dear Chief Librarian,

Since moving to the city several months ago one of the hidden gems has been Toronto's public library system - specifically your branch on Elm Street. The range of books, both fiction and non-fiction, is excellent. The addition of contemporary DVDs and CDs means all my entertainment needs are filled at the library! Plus, your friendly staff who can always recommend me a great title!

However, one downside of your location is the operating hours. Like many people in the area I have a relatively busy schedule and with your library closed on Sunday and Monday am often left with the unenviable choice of waiting until Wednesday (as I have classes Tuesday) or driving 20 minutes to the nearest open branch on Summit Street to collect my new novel for the upcoming week.

I'm sure you agree that reading is a thoroughly important activity and being open on Sunday, when most people have free time would be a great opportunity to allow more people to enjoy it - with book clubs and meet the author events.

Please consider my request to keep this important municipal service open seven days a week.

Warm Regards,  
Peter

## Analysis

---

### Strengths:

- Purpose is extremely clear
- Main ideas consistently supported with relevant, precise details
- Very wide range of specialized (“recommend me a great title,” “the nearest open branch,” “meet the author events”), formal (“municipal service”), and common words and phrases used correctly to express meaning precisely and concisely
- Wide range of sentence structures, including complex sentences, hypothetical constructions, and a parenthetical phrase
- Tone is friendly, respectful, and persuasive: ideal for the context
- All three tasks completed thoroughly

### Weaknesses:

- Occasional grammar and punctuation errors:
  - “Plus, your friendly staff . . .”: sentence fragment
  - Missing “I” and lack of necessary punctuation in the long sentence in Paragraph 2
  - Missing comma after “free time” in Paragraph 3

# Speaking – Performance Standards


| CATEGORY          | IMPORTANT FACTORS   |
|-------------------|---|
| CONTENT/COHERENCE | <ul style="list-style-type: none"><li>✓ Number of ideas</li><li>✓ Quality of ideas</li><li>✓ Organization of ideas</li><li>✓ Examples and supporting details</li></ul>  |
| VOCABULARY        | <ul style="list-style-type: none"><li>✓ Word choice</li><li>✓ Suitable use of words and phrases</li><li>✓ Range of words and phrases</li><li>✓ Precision and accuracy</li></ul>   |
| LISTENABILITY     | <ul style="list-style-type: none"><li>✓ Rhythm, pronunciation, and intonation</li><li>✓ Pauses, interjections, and self-correction</li><li>✓ Grammar and sentence structure</li><li>✓ Variety of sentence types</li></ul> |
| TASK FULFILLMENT  | <ul style="list-style-type: none"><li>✓ Relevance</li><li>✓ Completeness</li><li>✓ Tone</li><li>✓ Length</li></ul>  |

## Speaking Task 1 – Sample Response

Speaking Task 1: Giving AdvicePreparation: 30 seconds Recording: 90 secondsNEXT

**1** Your friend has just graduated with a business degree and has been offered a job overseas. Although the job would be an excellent opportunity, she is not sure about moving so far away from her friends and family. Give her advice on what she should consider when making her decision.

---

 **Preparation Time**  
**30**

### Transcript – CELPIP Level 5:

---

First, I'd like to say uh congratulations to you for your uh graduation and I heard that you get offer from uh overseas. Uh, I think it's a good opportunity for you because uh it's a, it's a wide world and based on my experience when I get uh offer from uh overseas, uh I start looking for the company make uh, do this research and uh finds, uh as much as you can, information about the cities that you're uh live in. And you better uh find [unclear] the weather there. Uh you can't uh, cause you need to buy uh clothes that appropriate with the, the weather. And uh, also uh you need to information about how to open a bank account there. And uh you need to know uh if you have any friends uh and—

### Analysis

---

#### Strengths:

- Provides several suggestions (“research cities,” “weather,” “clothing,” “banking”)
- Uses linking words and phrases to organize response (“first,” “and,” “because”)
- Uses words and phrases appropriately (“wide world,” “based on my experience”)
- Has some control over simple sentence structures (“I think it's a good opportunity for you”)

#### Weaknesses:

- Pace is somewhat slow, which reduces content
- Several interjections and hesitations interrupt flow
- Some tense errors (“I heard that you get offer”)
- Some grammar errors (“appropriate with the weather”)

## Speaking Task 3 – Sample Response

Speaking Task 3: Describing a Scene Preparation: 30 seconds Recording: 60 seconds [NEXT](#)

1 Describe some things that are happening in the picture below as well as you can. The person with whom you are speaking cannot see the picture.



Recording ...

### Transcript – CELPIP Level 8:

The picture that I am looking at is very colourful, there is a lot going on. Um, there is an older couple holding hands and looking at each other. You can see the blue sky, you can also see a father with his daughter, the daughter is in a blue dress and she's pointing at a puppy who is chasing some kind of food. Um, there is this older lady that is trying to buy food so she's reaching into her pocket to get her wallet for some money and she's standing in front of a Curry Bowl. There is also a smoothie shop and these two ladies seem to be very happy serving this little boy that seems so excited. Um, there is this mother and son and they're just walking, she's wearing this pink t-shirt and shorts.

### Analysis

#### Strengths:

- Provides several accurate descriptions of people, objects, and actions
- Has good control over simple and complex sentence structures
- Uses several words/phrases accurately ("pointing at a puppy," "reaching into her pocket")
- Pronunciation is clear, rhythm is steady, and intonation is appropriate for the task

#### Weaknesses:

- Does not directly address and describe the scene to another person
- Does not provide an overview of the scene before describing details
- More complex vocabulary and a closing would improve this response

## Summary – Listening

### General notes:

- Audio passage plays once.
- Questions come after audio.
- Paper and pen are provided.
- Timers help you manage your time.
- Passages and questions get gradually harder.

### The “Next” button:

- You don’t have to click on it to move forward. The test will move forward automatically.
- If you do click **Next**, you will not be able to go back to a previous screen.
- If you click **Next** before your time for a particular question is up, you will not be able to add this time to other parts of the test.
- If you do find that you have additional time left after answering the question, it’s better to use that time to check your answer.

### Note-taking:

- Use abbreviations and symbols.
- Organize your notes.
- Use point form.
- Identify main ideas and important supporting details (names, dates, sequences of events, etc.).
- Listen for verbal cues.
- Write down key words and phrases only.

### Basic things to listen for:

- Who are the speakers?
- How do they know each other?
- What are they talking about?
- If there is a problem, what is it? How do they each feel about it?
- What is the solution to the problem?

### Basic things to watch for (in Listening Part 5):

- Facial expressions
- Body language
- Posture
- Setting
- Type of clothing (formal? informal?)
- You don’t need to worry about details such as what someone looks like or how they’re dressed.

### Listen for these clues:

- Pauses
- Intonation
- Stressed words

### Listen for this information:

- Main topic
- Key details
- Facts
- Opinions

### Listening question types

- *General meaning* questions will ask you to identify the topic, theme, or main ideas of a listening passage.
- *Specific information* questions will ask you to identify key information, supporting details, opinions, or examples.
- *Inference* question will ask you to identify implicit information, including a speaker's purpose, tone, or attitude.

### Listening strategies:

- Focus on what you understand rather than what you don't understand.
- Take useful notes.
- Listen for main points.
- Recognize key details.
- Listen for intonation and pauses.
- Look for paraphrased ideas in answer choices.
- Eliminate incorrect answers.
- Answer every question, even if you're not sure.

## Summary – Reading

### General notes:

- Main reading passage is on left side.
- Instructions and work area are on right side.
- Countdown timer helps you manage your time.
- Passages and questions get gradually harder.
- All questions appear onscreen at the same time. Select answers from the drop-down options presented.
- Use the scroll bars to move through the Reading passage and questions for each part.

### Reading question types:

- Same as for Listening . . .
- *General meaning* questions will ask you to identify the topic, theme, or main ideas of a reading passage.
- *Specific information* questions will ask you to identify key information, supporting details, opinions, or examples.

- *Inference* question will ask you to identify implicit information, including an author's purpose, tone, or attitude

### Reading strategies:

- Preview the test screen.
- Skim the passage (30–40 seconds max).
- Read the questions.
- Watch for main ideas and key details to be paraphrased in answer choices.
- Scan the passage for answers.
- Eliminate incorrect answers.
- Answer every question, even if you're not sure.

## Summary – Writing

### Task 1:

- 27 minutes to complete.
- Write 150–200 words.
- Write an email about an everyday matter, in which you'll usually be asked to do around 3 things.
- Formality should be neither too formal nor too informal. This is not an email to a friend or family member, but also not to a member of the government.

### General notes:

- Background information is on the left side.
- Specific instructions are on the right side.
- Basic editing tools.
- Automatic word count.
- Spellcheck!
- 150–200 words per task.

### Task 2:

- 26 minutes to complete.
- Write 150–200 words.
- Respond to an opinion survey, choose between two options, and explain your choice (why is it better?).
- No need to use email format here.

## Summary – Speaking

### General notes:

- Some tasks are text only.
- Some tasks have text with an image.
- For text-only tasks, you may have to come up with your own ideas and/or opinions.
- Make sure you pay close attention to the instructions; stay on topic during your response; and provide as much supporting information as you can.
- Each task has preparation time and speaking time.
- Responses are recorded and rated later.
- When you begin speaking, a blue progress bar in the centre of the screen will show you how much time you've got left. Once the bar is completely blue, your time will be up.
- As you speak, the grey bar behind the microphone icon will move up and down. It's important that the grey bar not fall too low or the recording may not be audible.

### Text and image

- Imagine the listener cannot see the image.
- When describing an image, start with overview of the scene.
- Choose things in the image you are comfortable talking about.
- Use strong, descriptive vocabulary.

### Speaking Task 5:

- Read the instructions especially closely in this task.
- There are two separate screens.
- On the first screen, you will simply make a choice between options; you will not speak.
- On the second screen, you will have another preparation time, and finally a speaking time.

## Study Materials – Free

---

To access these free resources, please visit: [celPIP.ca/prepare-for-celPIP/free-resources/](https://celPIP.ca/prepare-for-celPIP/free-resources/)

### CELPIP Webinars

- Live 2-hour lessons; join online from anywhere in the world
- CELPIP-General Overview introduces test features and format
- Reading, Listening, Writing, and Speaking Pro sessions include sample questions and opportunities for practice
- Ask questions about CELPIP and interact with the presenter
- Free PDF study packs with tips, strategies, and sample responses




### CELPIP Sample Tests

- 2 complete, free tests available on our website
- A helpful way to learn about the test
- Answer keys provide correct answers + your choices
- Listening transcripts included

### CELPIP Study Tips

- Available on our website
- Available for each test component



### CELPIP Score Descriptors

- Detailed score descriptors for each CELPIP Level for Speaking and Writing
- Multiple sample responses for two tasks for each level
- In-depth analysis for each sample response
- Available in interactive form and PDF download online: [celPIP.ca/prepare-for-celPIP/test-scores/](https://celPIP.ca/prepare-for-celPIP/test-scores/)

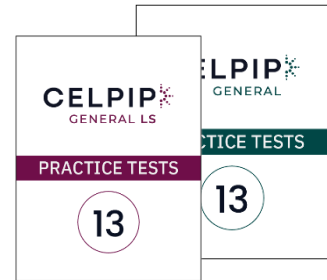
## Study Materials – Online Store

---

To access these materials, please visit: [celPIP.ca/prepare-for-celPIP/study-materials/](https://celPIP.ca/prepare-for-celPIP/study-materials/)

### CELPIP Practice Tests (ONLINE)

- 13 sets, each with 2 complete tests (=26 tests total)
- 1 test in each set contains sample Speaking and Writing responses at multiple levels
- Instant results for the Listening and Reading Tests
- Writing and Speaking performance standards

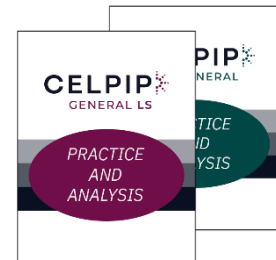



### CELPIP Accelerate (ONLINE)

- Self-directed online course
- 30+ instructional videos in each version
- Numerous interactive quizzes and PDF downloads
- Analysis of sample responses
- 1 complete practice test for each skill

### CELPIP Practice and Analysis (ONLINE)

- Self-directed online course
- Test-taking tips and strategies
- Analyses of Listening and Reading answer choices
- Sample responses at multiple levels
- 1 complete practice test



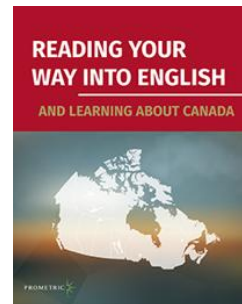


### CELPIP Study Guides (EBOOK)

- Two study guides, each covering two skills on the test
- In-depth discussion of strategies required for each part of the test, framed around a practice test
- Each book contains complete practice test for its respective skills
- Online component for Listening sections

### Reading Your Way into English (EBOOK)

- Contains collection of essays on Canadian subject matter (history, geography, culture, natural history, etc.)
- Each essay accompanied by relevant vocabulary, writing and grammar strategies, and comprehension activities



### Common CELPIP Errors

and how to avoid them



### Common CELPIP Errors (EBOOK)

- Thorough discussion of 30 common errors made by test takers
- 15 grammar errors, 5 punctuation errors, 5 word choice errors, 5 speaking errors
- Explanation of error, practice examples, and quiz for each error type

## Contact information

---

- ✓ Customer Service: 1-800-958-5186
- ✓ Email: [info@celPIP.ca](mailto:info@celPIP.ca)
- ✓ Homepage: [www.celPIP.ca](http://www.celPIP.ca) (FAQs, online chat when available)
- ✓ Bookstore Website: [Click here](#)



[facebook.com/CELPIPTest](https://facebook.com/CELPIPTest)



[x.com/thecelPIptest](https://x.com/thecelPIptest)



[youtube.com/CELPIPOfficial](https://youtube.com/CELPIPOfficial)



[instagram.com/CELPIPTestOfficial](https://instagram.com/CELPIPTestOfficial)

**National  
Bank of  
Canada  
Offer**

Get **\$300 cashback** to help pay for the CELPIP Test when you open a banking account at the National Bank of Canada.

Visit [the website](#) to learn more.



## Helpful CELPIP Links

---

COMPLETE A SURVEY (OPTIONAL): <https://www.surveymonkey.com/r/celpip-general-overview>

WATCH A RECORDED VERSION OF THE WEBINAR:

<https://www.youtube.com/watch?v=9YpA3MRjLFg&list=PLAqVC0RMPppwm69Bppx8KPyoljg-gHHct&index=3>

### FREE STUDY MATERIALS

1. Test Overview and FAQs: <https://www.celpip.ca/take-celpip/overview/>
2. Study Tips: <https://www.celpip.ca/prepare-for-celpip/free-resources/>
3. Understanding Your Test Scores: <https://www.celpip.ca/take-celpip/test-results/>
4. Register for a free live Zoom webinar: <https://www.celpip.ca/prepare-for-celpip/webinars-workshops/>
5. Access two free CELPIP Practice Tests: <https://www.celpip.ca/prepare-for-celpip/free-practice-tests/>
6. Review Writing and Speaking sample responses at every CELPIP Level: <https://www.celpip.ca/prepare-for-celpip/score-comparison-chart/>
7. Blog: <https://www.celpip.ca/blog/>
8. Podcasts: <https://www.celpip.ca/blog/?podcast=y>

### PAID STUDY PRODUCTS

9. Purchase additional study products and practice tests from the online bookstore: <https://www.celpip.ca/prepare-for-celpip/study-materials/>
10. Enrol in a CELPIP Preparation Program: <https://www.celpip.ca/prepare-for-celpip/prep-programs/>

### SOCIAL MEDIA

11. YouTube: <https://www.youtube.com/celpipofficial>
12. Instagram: <https://www.instagram.com/CELPITestOfficial>
13. Facebook: <https://www.facebook.com/CELPITest>
14. X: [www.x.com/thecelpiptest](http://www.x.com/thecelpiptest)

## REGISTER FOR THE CELPIP TEST

15. Where do we test? <https://www.celpip.ca/take-celpip/where-do-we-test/>
16. Register for the CELPIP Test: <https://www.celpip.ca/take-celpip/find-a-test-date/>
17. Test Day Procedures: <https://www.celpip.ca/take-celpip/test-day-information/>
18. Policies and Forms: <https://www.celpip.ca/take-celpip/policies-forms/>
19. Contact Us: <https://www.celpip.ca/about-us/contact-us/>